

# JAY KAY PUBLIC SCHOOL

Hardoi

## Holiday Home Work

for Summer Vacation 2017

Class : V

### General Instructions :

- Present your work neatly.
- Questions should be attempted in a sequential manner and a line to be drawn after each question.
- Holiday Home Work should be done on a separate notebook (apart from chart and models)
- Holiday Home Work is fun mixed with learning. So try to explore yourself and make most creative and attractive projects and models by your own.

# Jay Kay Public School

## Holiday Homework

### Class - V

#### Subject : Maths

1. Solve Logical Reasoning from Page No. 232 & 233 in book.
2. Solve Mathematical Reasoning from Page No. 233 to 235 in book.
3. Make Indian and International Place Value Chart.
4. Make a chart representing the Hindu Arabic numbers in Roman numerals using match sticks. The chart should have a minimum of 10 representation. Also, represent the basic symbols of the Roman numerals.
5. Solve Revision exercise of Large Numbers and Addition & Subtraction.
6. Collect the population of the top five most populated countries in the world and write them in both the Indian and the International place value system.

#### विषय - संस्कृत

- प्र.1. आराधना को चार्ट पेपर पर चित्र सहित लिखिए।
- प्र.2. धातु रूप लिखिए (कोई पाँच)
- प्र.3. कॉपी व किताब में कराया गया समस्त कार्य याद करिए।

#### Subject : Science

1. Create a folder on Herbivores, Carnivores and decomposers. Collect their pictures and stick them.
2. Represent Germination of seed on chart.
3. What do you understand by Rabi and Kharif crops? Make project on these groups.
4. *Draw* feathers of different birds and paste them in your scrap book. Write the name of the bird under each feather.
5. How do living and non living parts of the earth interact and affect the survival of organism? Explain it with example.

#### Subject : English

1. Describe your trip of your vacation and also share your experience when you meet the people of other places.
2. Write a short note on a festival which you like most.
3. Write an essay on the life of Rabindranath Tagore and also paste the different pictures of him.
4. Draw at least six pictures and write small articles and try to compose small poems.
5. Make a comic out of anyone of the popular Birbal Akbar stories. Draw or paste pictures of every story.

[2]

**Subject : Computer**

1. Prepare a chart on advantage and disadvantage of a computer.
2. Write the name of some computer languages in your note book.
3. Draw any five input and output devices in your note book.
4. Give the name of 10 short keys at least in your note book.
5. Prepare a list of any 10 educational websites in your note book.

**Subject : G.K.**




1. Write 20 points of currents from the english newspaper in your note book.
2. Write amazing facts on nature and plant world on your note book.
3. Select 10 monuments of India and write few lines about them and paste their pictures too in your note book.
4. Select 5 national parks of India and write few lines about them.
5. Write about 5 famous musicians and draw the instruments played by them.

**विषय - हिन्दी**

1. कविता 'चमक रहा है तेज तुम्हारा' को चार्ट पेपर पर लिखिए व चित्र बनाइए।
2. देश के स्वतन्त्रता आन्दोलन में भाग लेने वाले कम से कम 10 व्यक्तियों के चित्र सहित नाम फाइल में लिखिए व उनके बारे में 5-5 पंक्तियां लिखिए।
3. 20 मुहावरों को अर्थ सहित वाक्य प्रयोग करके अपनी कॉपी में लिखिए।
4. पर्यायवरण संरक्षण पर एक लेख लिखिए।
5. कॉपी व किताब में कराया गया समस्त कार्य याद करिए।

**Subject : S.Std.**

1. **Weather Report :** In a Scrap book, note down weather report from a newspaper and observe the changes occurring in weather (for 10-15 days). Fig -

	Temperature	
	Cloudy	0-0°C
	Sunny	"
	Hot	"

2. Make a chart of globe (diagram)
3. Draw a table of conventional symbols on a sheet of plane paper and paste it in your note book.
4. Draw a sketch of your locality and show all important landmarks on it (On a chart).

**Subject : Drawing**

1. Draw a digital clock on chart paper and paste it on Thermocol.
2. Draw at least 8 types of flowers on punch paper.
3. Make a card on Father's Day and decorate it.