

# JAY KAY PUBLIC SCHOOL 147

SUMMER IS THE ANNUAL PERMISSION SLIP TO BE LAZY...



NAME: \_\_\_\_\_

Dear Parents,

Summer has come & so the summer vacations. It is the time for kids to have fun & to be lazy, but the kids should be encouraged to complete their homework. After all 'REVISION' is very important so that they must not FORGET what already taught. Kindly ensure that ward does his/her homework independently, as the work has been given keeping in mind ward's overall development. It should be done very neatly as it will be graded.





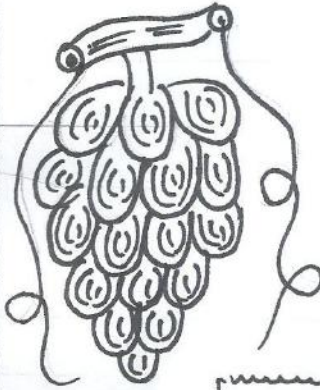
\* School will re-open on 3rd July 2017.

The exercise book sent home should be kept neatly and if pages are loose or torn, they should be stick properly.

\* The pictures which are to be stuck in the homework sheet should be pasted neatly and well-labelled.

**SUBJECT : HINDI**  
**CLASS : L.K.G.**

प्र०-1 चित्र देखकर पहला अक्षर लिखिये



प्र०-2 सही वर्ण छोटकर शब्दों को पूरा कीजिये-

म ~ ~ र

(ट, प)

प ~ ~ ग

(त, र)

श ~ ~ ह

(द, म)

~ ~ म ल

(क, स)



प्रश्न: 3 चित्र देकर सही शब्द से मिलान कीजिए:

अनार

तितला

पतख

फेंड



पृष्ठ-4

जोड़ बनाइये

नल  
जग  
मत  
खत  
जल

जल  
नल  
जग  
मत  
खत

पृष्ठ-5 उस से ज तक वर्णमाला लिखिये-

Handwriting practice lines consisting of multiple rows of dashed lines on a solid background.



पृष्ठ-6

सुलेख

नल	जल	फल

पृष्ठ-7

रंग भरिये








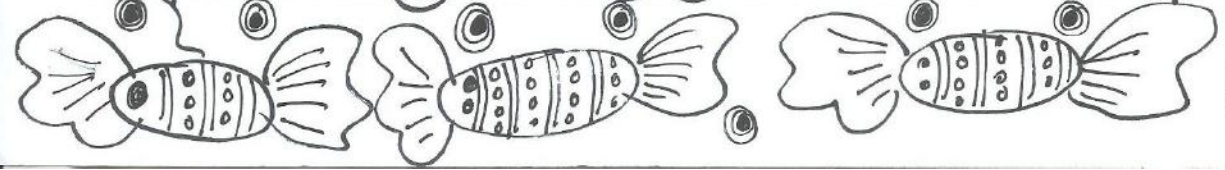

# SUBJECT: ENGLISH

Ques:1 Write capital letters A to Z.

Handwriting practice lines for capital letters. The section contains seven sets of three horizontal lines (top, middle, bottom) with a small black dot on the middle line of each set, serving as a starting point for writing the letter 'A'.


Ques:2 Write small letters a to z.

Handwriting practice lines for small letters. The section contains seven sets of three horizontal lines (top, middle, bottom) with a small black dot on the middle line of each set, serving as a starting point for writing the letter 'a'.




Ques 3

Matching




MANGO



PAPAYA



POMEGRANATE




CHERRY



STRABERRY





Ques: 4 Circle the vowels-

A, D, F, I, N,  
O, U, K, W, E,


Ques: 5 Fill and colour correct letters-

C \_ P,  
A B

D \_ G  
O T

C \_ P  
U Z

N \_ B  
I P





Ques: 6 Write the missing letters:

A ... C ... E ...

G ... I ... K ...

Ques-7


Bat

Cat

Rat

Handwriting practice lines consisting of multiple sets of horizontal lines for writing practice.

Ques. 8. Matching.







ICE-CREAM

SUN

CANDY

BOOK




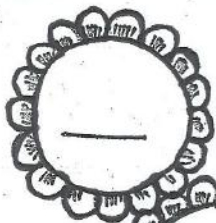
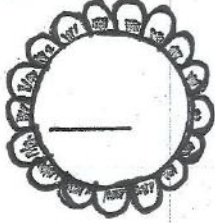
TREE



A K L M N O P Q R S D

Ques: 9

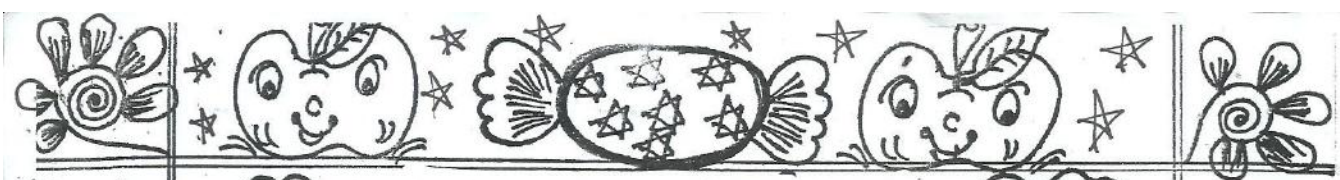
Write the vowels -



Colour me, 10.

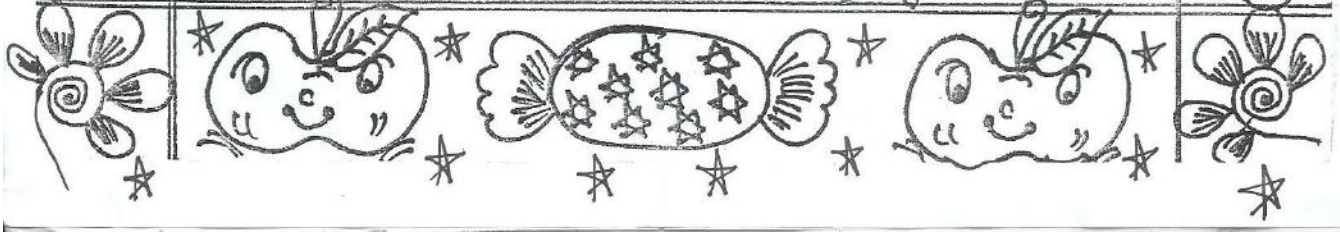


T U V W X Y Z 1 2 ( ) +



**SUBJECT:**  
**MATHS**

Ques. 1 Count the pictures and write the numbers:

Ques-2 Write the numbers from  
1 to 50

1										
										50


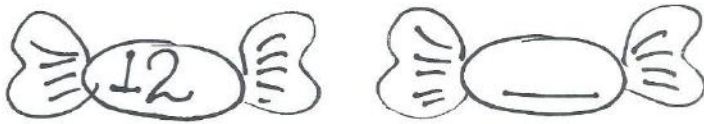
Ques-3 Write backward counting  
30 to 1

30										
										1

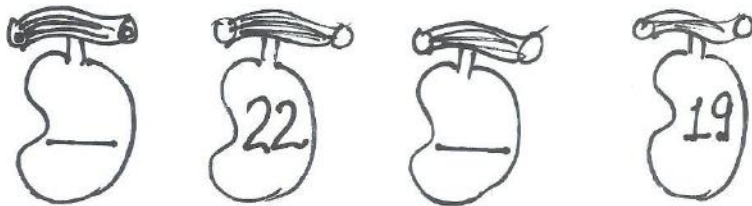
Ques-4 Match the numbers with their name

1	Five
2	Four
3	Three
4	Two
5	One


Ques.5 What comes after -




Ques.6 What comes before -



Ques.7. Fill the missing numbers -



Draw & Colour the picture -



SUBJECT :  
DRAWING

Ques. Colour it....

