

# JAY KAY PUBLIC SCHOOL 147

SUMMER IS THE ANNUAL PERMISSION SLIP TO BE LAZY...



NAME: \_\_\_\_\_

Dear Parents,

Summer has come & so the summer vacations. It is the time for kids to have fun & to be lazy, but the kids should be encouraged to complete their homework. After all 'REVISION' is very important so that they must not FORGET what already taught. Kindly ensure that ward does his/her homework independently, as the work has been given keeping in mind ward's overall development. It should be done very neatly as it will be graded.

\* School will re-open on 3rd July 2017.

The exercise book sent home should be kept neatly and if pages are loose or torn, they should be stick/ properly.

\* The pictures which are to be stuck in the homework sheet should be pasted neatly and well-labelled.

JAY KAY PUBLIC SCHOOL HARDOP  
HOLIDAY HOMEWORK  
CLASS - U.K.G

◎◎◎ SUBJECT - English ◎◎◎


1. Write A to Z in capital letters!

_____	_____	_____	_____	_____
_____	_____	_____	_____	_____
_____	_____	_____	_____	_____
_____	_____	_____	_____	_____
_____	_____	_____	_____	_____
_____	_____	_____	_____	_____

2. Fill up with vowels!

B _ t	C _ p	F _ sh
D _ g	P _ n	J _ g


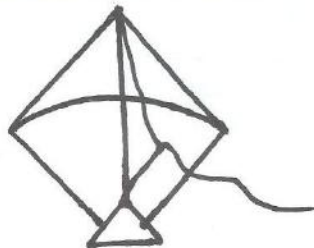

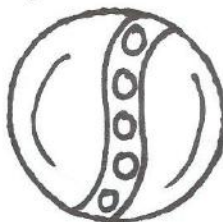





3. Write a to z in small letter:

_____	_____	_____	_____	_____
_____	_____	_____	_____	_____
_____	_____	_____	_____	_____
_____	_____	_____	_____	_____
_____	_____	_____	_____	_____
_____	_____	_____	_____	_____

4. Write the name of the picture and colour it








5. Write words which have same vowel sound

- Cat
- Book
- Goat
- Ox
- Tree




---



---



---




---



---

6. Give plural of the following words:

- Pencil
- Book
- Table
- Kite
- Balloon




---



---



---

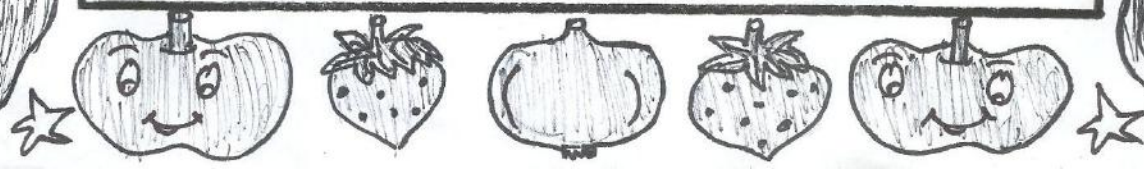


---


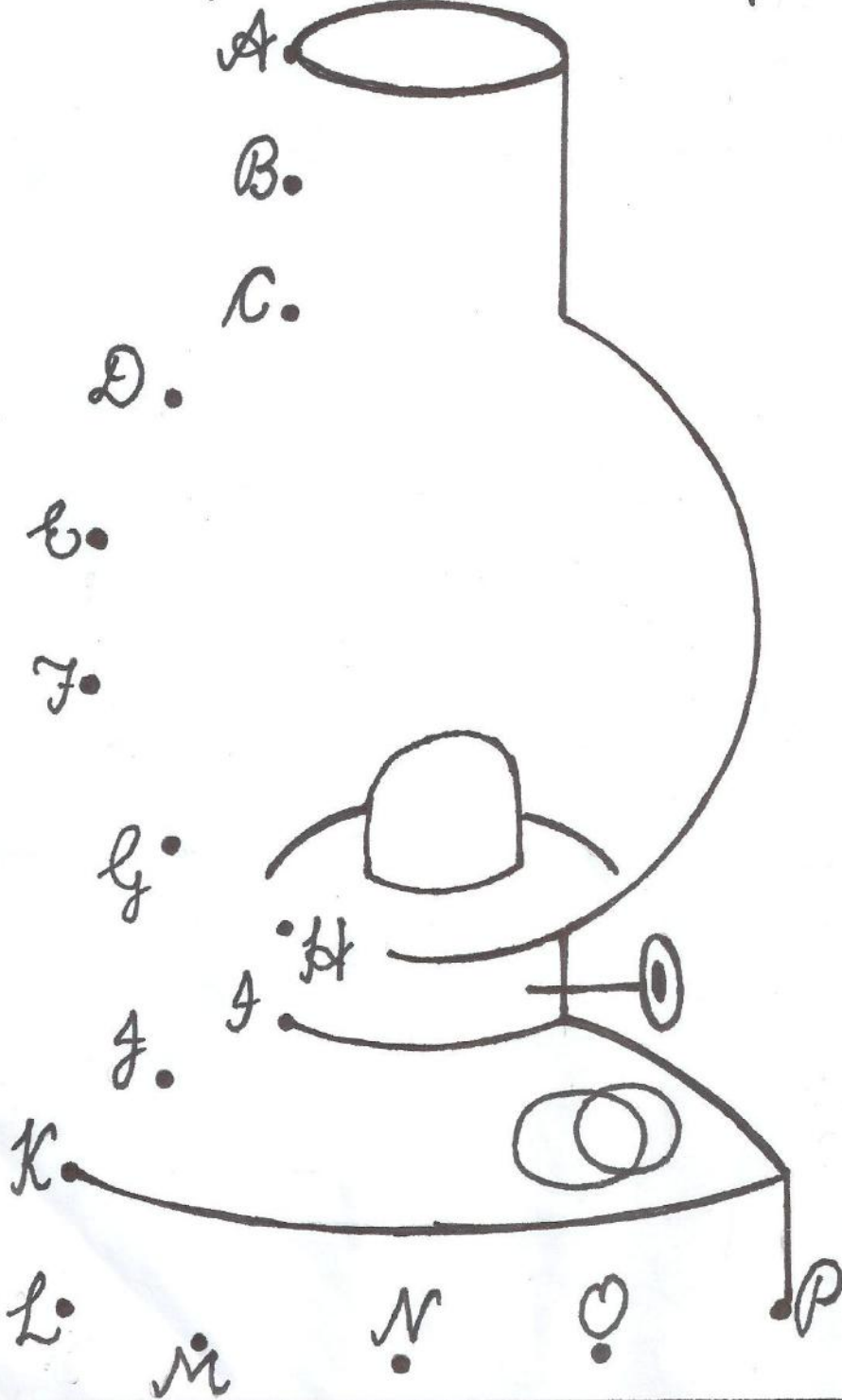


---

7. Do practice of Dictation:



Join the dots from A to P and colour the picture:





Do page no. 26 to 33 in English Activity Book.


ॐ ॐ ॐ ॐ Hindi ॐ ॐ ॐ ॐ


1. अ से आ तक लिखिए :-

_____	_____	_____	_____
_____	_____	_____	_____
_____	_____	_____	_____

2. क से ज तक लिखिए :-

_____	_____	_____	_____	_____
_____	_____	_____	_____	_____
_____	_____	_____	_____	_____
_____	_____	_____	_____	_____
_____	_____	_____	_____	_____
_____	_____	_____	_____	_____
_____	_____	_____	_____	_____





3. 'अ' की मात्रा वाले तीन और, चार वर्णों के शब्द लिखिए

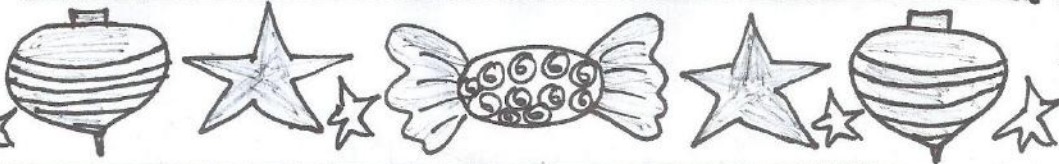
Blank cloud-shaped boxes for writing words with the vowel 'अ'.

4. 'आ' की मात्रा वाले शब्द लिखिए -

Blank cloud-shaped boxes for writing words with the vowel 'आ'.

5. अक्षर जोड़कर शब्द बनाइए -

• क + ल	=	_____
• ह + ल	=	_____
• ज + ग	=	_____
• क + म + ल	=	_____






म + ह + ल = \_\_\_\_\_  
 उ + प + व + न = \_\_\_\_\_  
 अ + ख + ब + ट + र = \_\_\_\_\_  
 द + र + ब + ट + र = \_\_\_\_\_

6. उल्टे शब्दों को सीधा करके लिखिए ;

- कइस
- नवभ
- रटम
- जतरब
- दगरब
- थरशद
- टघनप



\_\_\_\_\_

\_\_\_\_\_

\_\_\_\_\_

\_\_\_\_\_

\_\_\_\_\_








\_\_\_\_\_

7. मिलते जुलते शब्द लिखिए !


- |        |       |        |       |
|--------|-------|--------|-------|
| • वन   | _____ | • कटर  | _____ |
| • टब   | _____ | • हवन  | _____ |
| • दस   | _____ | • बचपन | _____ |
| • टहल  | _____ | • खटमल | _____ |
| • कड़क | _____ | • सहमत | _____ |



दिश गर चित्रों के नाम लिखर तथा इनमें रंग भरिस्।



हिन्दी स्वर रचना में पृष्ठ संख्या 26 से 33 तक पूर्ण कीजिस्।





Maths

1. Write countings from 101 to 150.

—	—	—	—	—
—	—	—	—	—
—	—	—	—	—
—	—	—	—	—
—	—	—	—	—
—	—	—	—	—
—	—	—	—	—
—	—	—	—	—
—	—	—	—	—
—	—	—	—	—

2. Add the following.

$$\begin{array}{r} 35 \\ +12 \\ \hline \end{array}$$

—

$$\begin{array}{r} 73 \\ +25 \\ \hline \end{array}$$

—

$$\begin{array}{r} 53 \\ +36 \\ \hline \end{array}$$

—

$$\begin{array}{r} 44 \\ 23 \\ \hline \end{array}$$

—


$$\begin{array}{r} 62 \\ +33 \\ \hline \end{array}$$

—

$$\begin{array}{r} 25 \\ +10 \\ \hline \end{array}$$

—





3. Write table of 5 and 6.



4. Put the correct sign '>', '<' or '='.

$55 \square 70$

$40 \square 20$

$62 \square 62$

$33 \square 45$

$16 \square 16$

$68 \square 86$


$95 \square 32$

$100 \square 100$

$10 \square 50$

$98 \square 98$





5. Write numbers' name from 1 to 10:

1 - \_\_\_\_\_

6 - \_\_\_\_\_

2 - \_\_\_\_\_

7 - \_\_\_\_\_

3 - \_\_\_\_\_

8 - \_\_\_\_\_









4 - \_\_\_\_\_

9 - \_\_\_\_\_


5 - \_\_\_\_\_

10 - \_\_\_\_\_

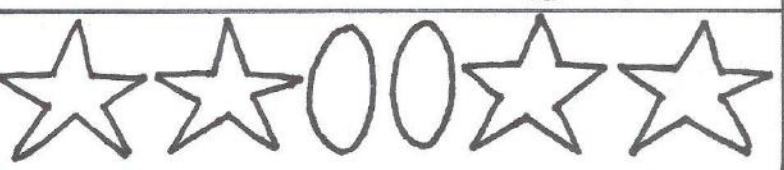



6. Count the objects and write the number:








Draw the shape that comes next:



Pick the biggest and cross the smallest objects:







Colour it